

CONNECT Series


PORCELAIN

alphatile & stone
a division of olympiatile+stone



CONNECT SERIES

Available Colors



SOSPURI



AKASHI



HARBOUR



BROOKLYN



FORTH

Available Options

2" x 2" Mosaic

Bullnose 4" x 24"

Muretto Mosaic 12" x 28"



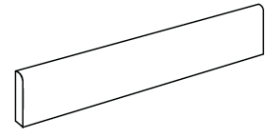
MOSAIC SOSPIRI 36 pcs
12"x12" - 30x30 cm
NATURAL
± 9 mm




MOSAIC HARBOUR 36 pcs
12"x12" - 30x30 cm
NATURAL
± 9 mm




MOSAIC AKASHI 36 pcs
12"x12" - 30x30 cm
NATURAL
± 9 mm




BULLNOSE
3^{3/4}"x23^{1/2}" - 9,5x59,5 cm
NATURAL
± 10 mm
All colors available



MOSAIC BROOKLYN 36 pcs
12"x12" - 30x30 cm
NATURAL
± 9 mm




MOSAIC FORTH 36 pcs
12"x12" - 30x30 cm
NATURAL
± 9 mm



MURETTO SOSPIRI Meshed Mounted
12"x28" - 30x71 cm
NATURAL
± 9 mm



MURETTO HARBOUR Meshed Mounted
12"x28" - 30x71 cm
NATURAL
± 9 mm



MURETTO AKASHI Meshed Mounted
12"x28" - 30x71 cm
NATURAL
± 9 mm



MURETTO BROOKLYN Meshed Mounted
12"x28" - 30x71 cm
NATURAL
± 9 mm



MURETTO FORTH Meshed Mounted
12"x28" - 30x71 cm
NATURAL
± 9 mm



CONNECT Series


Colored Body
Glazed Stoneware

SOSPURI

12 x 24
24 x 24
6 x 24 Rectified

PAN 12X24 COSO
PAN 24X24 COSO
PAN 6X24 COSO REC

Antimicrobial Surface
with MICROBAN



Not all items shown in this document are part of Alpha's stocking program, but are available on a special order basis from the factory. For special orders, please contact your Alpha Tile Sales Representative.

alphatiles & stone 
a division of olympiatile+stone



SOSPIRI

alphatile & stone 
a division of olympiatile+stone

CONNECT Series

Colored Body
Glazed Stoneware

HARBOUR

12 x 24
24 x 24
6 x 24 Rectified

PAN 12X24 COHA
PAN 24X24 COHA
PAN 6X24 COHA REC

Antimicrobial Surface
with MICROBAN

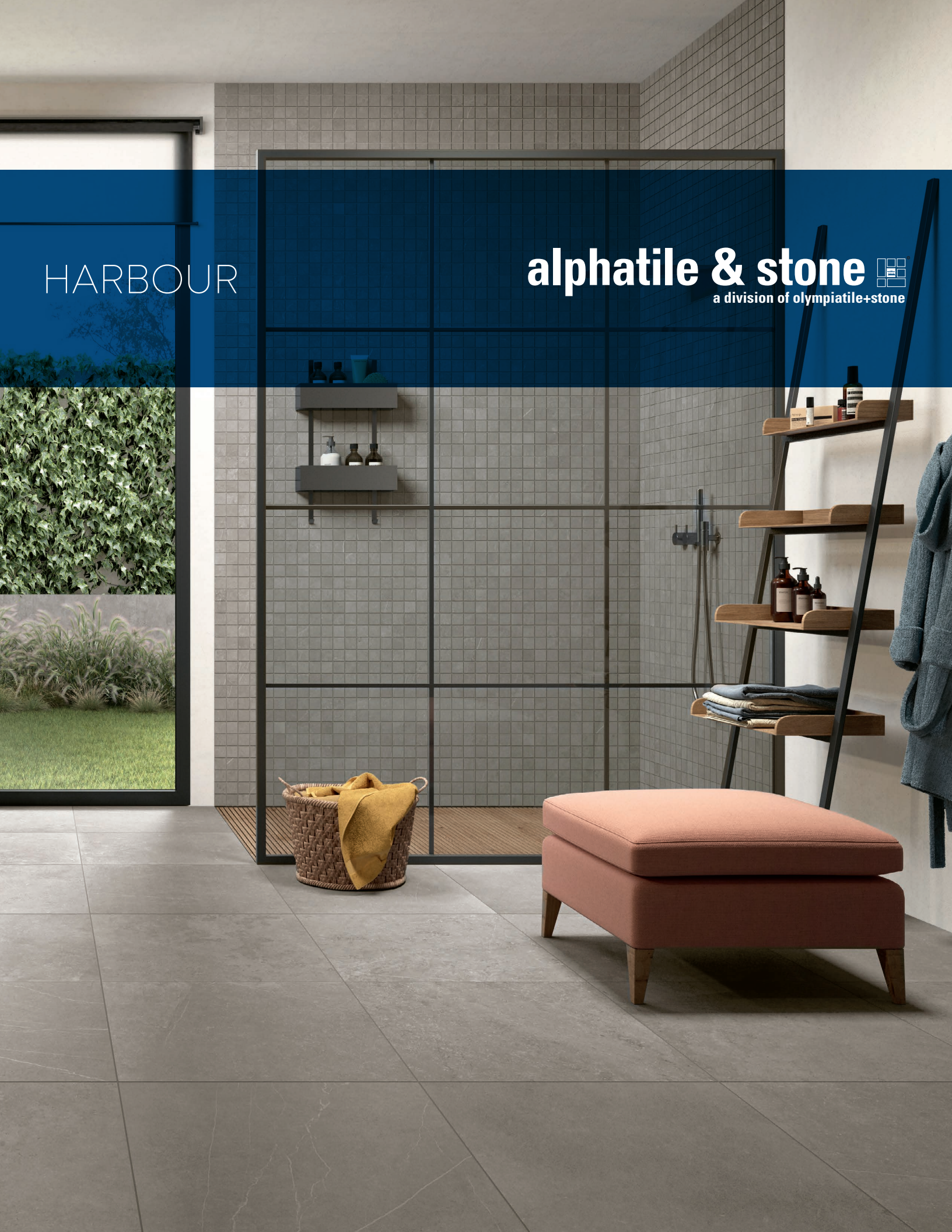


Not all items shown in this document are part of Alpha's stocking program, but are available on a special order basis from the factory. For special orders, please contact your Alpha Tile Sales Representative.

alphatiles & stone 
a division of olympiatile+stone

HARBOUR

alphatile & stone 
a division of olympiatile+stone



CONNECT Series

Colored Body
Glazed Stoneware

AKASHI

12 x 24
24 x 24
6 x 24 Rectified

PAN 12X24 COAK
PAN 24X24 COAK
PAN 6X24 COAK REC

Antimicrobial Surface
with MICROBAN



Not all items shown in this document are part of Alpha's stocking program, but are available on a special order basis from the factory. For special orders, please contact your Alpha Tile Sales Representative.

alphatiles & stone 
a division of olympiatile+stone



AKASHI

alphatile & stone
a division of olympiatile-stone



CONNECT Series

Colored Body
Glazed Stoneware

BROOKLYN

12 x 24
24 x 24
6 x 24 Rectified

PAN 12X24 COBR
PAN 24X24 COBR
PAN 6X24 COBR REC

Antimicrobial Surface
with MICROBAN



Not all items shown in this document are part of Alpha's stocking program, but are available on a special order basis from the factory. For special orders, please contact your Alpha Tile Sales Representative.

alphatiles & stone 
a division of olympiatile+stone



BROOKLYN

alphantile & stone 
a division of olympiatile+stone

CONNECT Series

Colored Body
Glazed Stoneware

FORTH

12 x 24
24 x 24
6 x 24 Rectified

PAN 12X24 COFO
PAN 24X24 COFO
PAN 6X24 COFO REC

Antimicrobial Surface
with MICROBAN



Not all items shown in this document are part of Alpha's stocking program, but are available on a special order basis from the factory. For special orders, please contact your Alpha Tile Sales Representative.

alphatiles & stone 
a division of olympiatile+stone

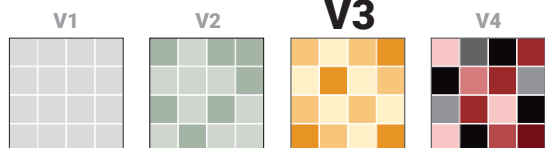
FORTH

alphatile & stone 
a division of olympiatile+stone



Color Variation

Member



Member of Canada Green Building Council



Member of U.S. Green Building Council



The Terrazzo, Tile, and Marble Association of Canada



Ceramic Tile Distributors of America (CTDA)



Marble Institute of America

For information concerning LEED, please contact our Sales Representative

Examples of Recommended Applications

Residential



Commercial



Indoor



Outdoor



Wall



Floor



Packing Details

TILE SIZE	PC/BOX	SF/BOX	LB/BOX	BOX/PAL
12" x 24"	8	15.82	66.58	32
24" x 24"	4	15.82	71.65	32
6" x 24" RECTIFIED	12	11.62	53.79	48
2" x 2" MOSAIC	5	4.84	20.00	90
12" x 28" MURETTO MOSAIC	4	7.75	31.97	30
4X24 BULLNOSE	16	N/A	43.93	60

















"MORE" Surface Care Product Guide

Task	Product Recommendation	Dilution with Water	Frequency
Grout Sealing	MORE™ Grout, Ceramic & Porcelain Sealer	Ready to use	Commercial: 1-3 Years Residential: 5-8 Years
Daily Maintenance	MORE™ Stone and Tile Cleaner	1 : 128 Ratio	Daily
Deep Cleaning	MORE™ Alkaline Cleaner	1 : 4 Ratio	As Needed
Grout Haze- Cementitious	MORE™ Acidic Cleaner	1 : 4 Ratio	As Needed
Grout Haze - Epoxy / Urethane	MORE™ Coating Stripper*	Ready to use	As Needed

*Always test in an inconspicuous area to make sure the product is achieving the desired results and is not damaging the finish of the surface.

TECHNICAL FEATURES

Coloured-body glazed stoneware _ According to ANSI A137.1 (Glazed Porcelain Tiles - P1 Class)

	TECHNICAL FEATURES	TEST METHOD	REQUIRED VALUES - ANSI A137.1	CONNECT AVERAGE VALUES
	WATER ABSORPTION	ASTM C373	≤ 0.5%	CONFORMS
	BREAKING STRENGTH	ASTM C648	≥ 250 lbf	350 lbf 9 mm 425 lbf 10 mm
	SURFACE ABRASION RESISTANCE	ASTM C1027	AS INDICATED BY MANUFACTURER	PEI 5 SOSPIRI PEI 4 HARBOUR - BROOKLYN - AKASHI PEI 3 FORTH
	LINEAR THERMAL EXPANSION	ASTM C372	NO PROVISION	$\alpha \leq 8 \times 10^{-6} \text{ } ^\circ\text{C}^{-1}$ $\alpha \leq 4.4 \times 10^{-6} \text{ } ^\circ\text{F}^{-1}$
	STAIN RESISTANCE	ASTM C1378	AS INDICATED BY MANUFACTURER	A RESISTANT
	CHEMICAL RESISTANCE	ASTM C650	AS INDICATED BY MANUFACTURER	A RESISTANT (*)
	FROST RESISTANCE	ASTM C1026	AS INDICATED BY MANUFACTURER	RESISTANT
	BOND STRENGTH	ASTM C482	≥ 50 PSI	CONFORMS
	SLIP RESISTANCE	ANSI A326.3	DCOF ≥ 0.42	≥ 0.42
	SHADE VARIATION	ANSI A137.1	AS INDICATED BY MANUFACTURER	V3 Moderate variation
	FLAME SPREAD	ASTM E84	-	Class A
	THERMAL CONDUCTIVITY	EN 12524	-	$\lambda = 1,3 \text{ W/m } ^\circ\text{K} / 0.7 \text{ BTU/ft h } ^\circ\text{F}$
	RECOMMENDED MINIMUM JOINT	NOT RECT RECT	-	3-4 mm APPROX (Indoor) 2 mm
	THICKNESS	24"X24" - 60,4X60,4 cm 6"X24" Rect - 15X60 cm 12"X24" - 30X60,4 cm	-	10 mm 9 mm

(*) Excluding hydrofluoric acid and its derivatives

Technical data is supplied by the manufacturer and is subject to change at any time. Olympia or Alpha does not provide warranties as to the specifications of any product.

alphatile & stone 
a division of olympiatile+stone

Tampa

2443 East Meadow Blvd.
Tampa, FL 33619
(813) 620-9000
(800) 785-9000

Fort Myers

10898-A Metro Parkway
Ft. Myers, FL 33966
(239) 275-8288
(800) 785-8288

Sarasota

1808 Whitfield Ave.
Sarasota, FL 34243
(941) 727-7433
(800) 785-3484



www.alphatile.com