



ESSENCE SERIES

GLAZED PORCELAIN

alphatile & stone 

ESSENCE - GLAZED PORCELAIN

PEARL



12x24
MED 12X24 ESPE

18x18
MED 18X18 ESPE

3x13 BULLNOSE
MED BN ESPE

CARAMEL



12x24
MED 12X24 ESCA

18x18
MED 18X18 ESCA

3x13 BULLNOSE
MED BN ESCA



2x2 MOSAIC
MED 2X2 ESPE




2x2 MOSAIC
MED 2X2 ESCA

Not all items shown in this document are a part of Alpha's stocking program, and are pulled from Olympia Tile. For special orders please contact your Alpha Tile Sales Representative

ESSENCE - GLAZED PORCELAIN

BRONZE



12x24
MED 12X24 ESBR

18x18
MED 18X18 ESBR

3x13 BULLNOSE
MED BN ESBR

FOREST




12x24
MED 12X24 ESFO

18x18
MED 18X18 ESFO

3x13 BULLNOSE
MED BN ESFO



2x2 MOSAIC
MED 2X2 ESBR



2x2 MOSAIC
MED 2X2 ESFO

All items shown in this document are a part of Alpha's stocking program. For special orders please contact your Alpha Tile Sales Representative

Packing Information

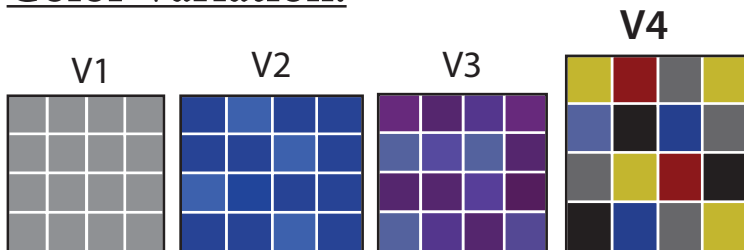
TILE SIZE	PC/BOX	SF/BOX	LB/BOX	BOX/PALLET
12x24	6	11.63	51	40
18x18	7	15.258	62.1	52
2x2 MOSAIC	9 SHEETS	10.8	42	42
3x13 BULLNOSE	30 PCS		32	

Test Performed -- Results Conform

Water Absorption	ISO 10545-3
Dynamic C.O.F.	ANSI A137.1:2012
Chemical Resistance	ISO 10545-13
Frost Resistance	ISO 10545-12

Technical Data in provided by the manufacturer and is subject to change at any time. Olympia does not provide warranties as to the specifications of any product.

Color Variation:



Member:



Recommended Uses:



ESSENCE - GLAZED PORCELAIN



BRONZE



PEARL