

TRUE SERIES

PORCELAIN

alphatile & stone 

TRUE - COLOR BODY PORCELAIN

WARM WHITE



THICKNESS - 10mm

18x36

RECTIFIED

PAN 18X36 TRWW REC

NON-RECTIFIED

PAN 18X36 TRWW



THICKNESS - 9mm

12x24


PAN 12X24 TRWW



THICKNESS - 9mm

18x18

PAN 18X18 TRWW



THICKNESS - 9mm

12x12

PAN 12X12 TRWW



THICKNESS - 9mm

2x2

PAN 2X2 TRWW

All items shown in this document are a part of Alpha's stocking program. For special orders please contact your Alpha Tile Sales Representative

TRUE - COLOR BODY PORCELAIN

LIGHT BEIGE



THICKNESS - 10mm

18X36

RECTIFIED

PAN 18X36 TRLB REC

NON-RECTIFIED

PAN 18X36 TRLB



THICKNESS - 9mm

12x24


PAN 12X24 TRLB



THICKNESS - 9mm

18x18

PAN 18X18 TRLB



THICKNESS - 9mm

12x12

PAN 12X12 TRLB



THICKNESS - 9mm

2x2

PAN 2X2 TRLB

All items shown in this document are a part of Alpha's stocking program. For special orders please contact your Alpha Tile Sales Representative

TRUE - COLOR BODY PORCELAIN

MILD GREY



THICKNESS - 10mm

18X36
RECTIFIED
PAN 18X36 TRMG REC

NON-RECTIFIED
PAN 18X36 TRMG




THICKNESS - 9mm

12x24
PAN 12X24 TRMG



THICKNESS - 9mm

18x18
PAN 18X18 TRMG



THICKNESS - 9mm

12x12
PAN 12X12 TRMG




THICKNESS - 9mm

2x2
PAN 2X2 TRMG

All items shown in this document are a part of Alpha's stocking program. For special orders please contact your Alpha Tile Sales Representative

TRUE - COLOR BODY PORCELAIN


SOFT BLACK



THICKNESS - 10mm


18X36
RECTIFIED
PAN 18X36 TRSB REC

NON-RECTIFIED
PAN 18X36 TRSB




THICKNESS - 9mm

12x24
PAN 12X24 TRSB




THICKNESS - 9mm

18x18
PAN 18X18 TRSB



THICKNESS - 9mm

12x12
PAN 12X12 TRSB



THICKNESS - 9mm

2x2
PAN 2X2 TRSB

All items shown in this document are a part of Alpha's stocking program. For special orders please contact your Alpha Tile Sales Representative

TRUE - COLOR BODY PORCELAIN

PAVERS- 20mm THICKNESS (2 CM)

WARM WHITE



THICKNESS - 20mm
24x24
PAN 24X24 TRWW 2CM

LIGHT BEIGE



THICKNESS - 20mm
24x24
PAN 24X24 TRLB 2CM

MILD GREY



THICKNESS - 20mm
24x24
PAN 24X24 TRMG 2CM

All items shown in this document are a part of Alpha's stocking program. For special orders please contact your Alpha Tile Sales Representative

TRUE - COLOR BODY PORCELAIN

TRIM PIECES



BULLNOSE

6x12 - 9mm

WARM WHITE
PAN BN TRWW

LIGHT BEIGE
PAN BN TRLB

MILD GREY
PAN BN TRMG

SOFT BLACK
PAN BN TRSB



COVE BASE

3 1/8 x 12 - 9mm

WARM WHITE
PAN CB TRWW

LIGHT BEIGE
PAN CB TRLB


MILD GREY
PAN CB TRMG

SOFT BLACK
PAN CB TRSB

All items shown in this document are a part of Alpha's stocking program. For special orders please contact your Alpha Tile Sales Representative

TRUE - COLOR BODY PORCELAIN

POOL EDGES



1.	2.	3.
12x24 COPING 45 ANGLE LEFT - 20mm RECTIFIED	12x24 COPING 45 ANGLE RIGHT - 20mm RECTIFIED	12x24 COPING -20mm RECTIFIED
WARM WHITE PAN PCL TRWW 2CM	WARM WHITE PAN PCR TRWW 2CM	WARM WHITE PAN PC TRWW 2CM
LIGHT BEIGE PAN PCL TRLB 2CM	LIGHT BEIGE PAN PCR TRLB 2CM	LIGHT BEIGE PAN PC TRLB 2CM
MILD GREY PAN PCL TRMG 2CM	MILD GREY PAN PCR TRMG 2CM	MILD GREY PAN PC TRMG 2CM

All items shown in this document are a part of Alpha's stocking program. For special orders please contact your Alpha Tile Sales Representative

TRUE - COLOR BODY PORCELAIN

Packing Information

TILE SIZE	PC/BOX	SF/BOX	LB/BOX	BOX/PALLET
12x12	11	10.87	48.50	64
12x24	7	13.89	64.60	32
18x18	7	15.61	68.30	32
18x36 RECTIFIED	3	13.13	60.63	28
18x36	3	13.45	62.61	28
24x24 CM PAVER	2	8.03	73.85	32
2x2 MOSAIC	4 SHEETS	3.87	16.53	90
3x12 BULLNOSE	20 PCS		20	
6x12 COVEBASE	8 PCS		16.50	
12x24 POOL COPING	1 PC		17.91	
12x24 POOL COPING ANGLE	1		13.45	

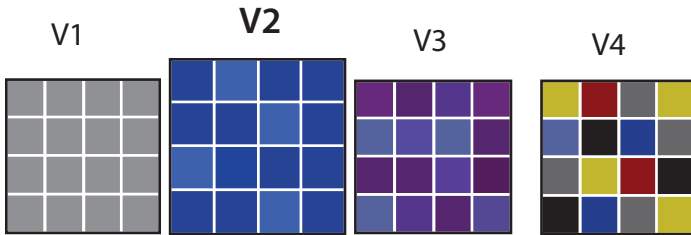
TRUE - COLOR BODY PORCELAIN

Technical Tests -- Results Conform to:

	Water absorption	ISO 10545-3 ASTM C373	≤ 0,5% ≤ 0.5%	12 CONFORMS
	Breaking strength	ASTM C648	≥ 250 lbf	350 lbf 9 mm 425 lbf 10 mm 2,800 lbf 2 cm
	Linear thermal expansion	ASTM C372	NO PROVISION	$\alpha \leq 8 \times 10^{-6} \text{ } ^\circ\text{C}^{-1}$ $\alpha \leq 4.4 \times 10^{-6} \text{ } ^\circ\text{F}^{-1}$
	Chemical resistance	ASTM C650	As indicated by manufacturer	A RESISTANT (No Hydrofluoric acid and its derivatives)
	Frost resistance	ASTM C1026	As indicated by manufacturer	RESISTANT
	Slip resistance	DIN 51130 ANSI A326.3 DIN 51097	DCOF ≥ 0.42	R11 2 cm ≥ 0.42 9 / 10 mm ≥ 0.62 2 cm C (A+B+C) 2 cm
	Shade variation	ANSI A137.1	As indicated by manufacturer	V2 (slight variation)
PEI	Resistance to surface abrasion	ASTM C1027	AS INDICATED BY MANUFACTURER	5: WARM WHITE, LIGHT BEIGE, MILD GREY 4: SOFT BLACK
	Flame spread	ASTM E84	-	Class A

* DO NOT USE HYDROFLOURIC ACIDS AND ITS DIRIVATIVES

Color Variation:



Member:



Recommended Uses:



TRUE - COLOR BODY PORCELAIN



LIGHT BEIGE



WARM WHITE

TRUE - COLOR BODY PORCELAIN



MILD GREY



SOFT BLACK